



LEADERSHIP GROUP ANNUAL WORKSHOP

February 24, 2011

Sierra Hearing Room, Cal EPA Building
1:30-3:30 pm


Welcome and Introduction

Slide 2

Tam Doduc, State Water Board



Kate Hart, Regional Water Board





Slide **3**

Daniel Cozad, CV-SALTS Moderator

Workshop Agenda

Slide 4

- 💧 CVSLG/CV-SALTS Progress
 - Pamela Creedon, Executive Officer RWQCB
- 💧 Basin Plan Policy and Regional Framework
 - Mona Shulman, Immediate Past Executive Committee Chair
- 💧 Existing Support/Proposed Funding Plan
 - Jeff Willett, Executive Committee Vice-Chair
- 💧 Future Vision and Implementation
 - David Cory, CV Salinity Coalition President
- 💧 Leadership Group Actions
 - Parry Klassen, Executive Committee Chair
- 💧 Closing
 - Tim Moore, CV-SALTS Policy Facilitator



Purpose

Slide 5

- **High level (Executive) overview of the program**
- **Present successes, accomplishments, approach, and funding plan**
- **Obtain Leadership Group feedback and recommendations**



Meeting Goals

Slide 6

- ◆ Develop understanding of program, current actions and future efforts
- ◆ Continue to build a common vision, goals, benefits, and outcomes
- ◆ Expand commitments to participate and fund efforts
- ◆ Provide strategic direction and feedback on the next steps for CV-SALTS

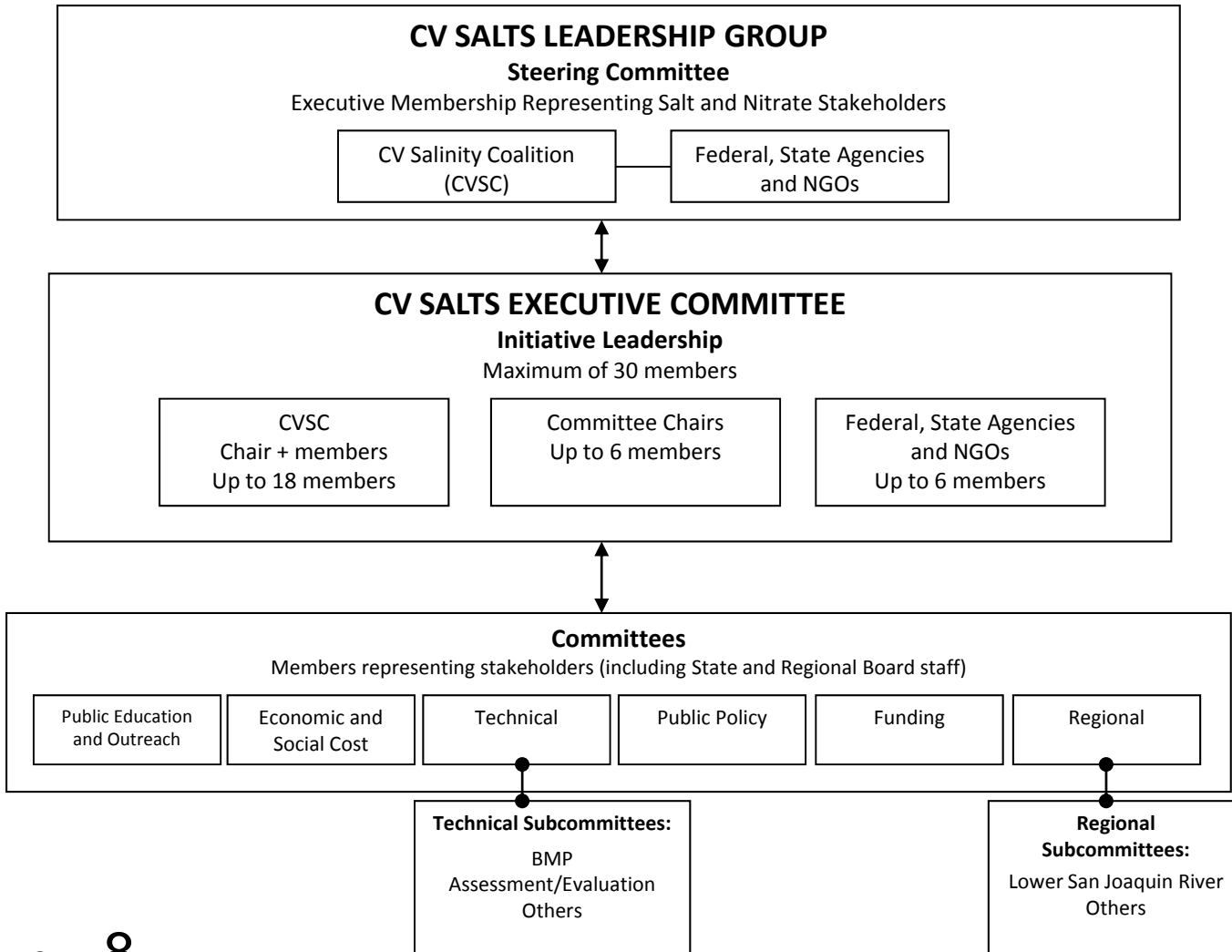




Slide **7**

Pamela Creedon, Executive Officer Central Valley Water Board

- 💧 Importance of CV-SALTS Leadership Group
- 💧 CV-SALTS Status and Progress



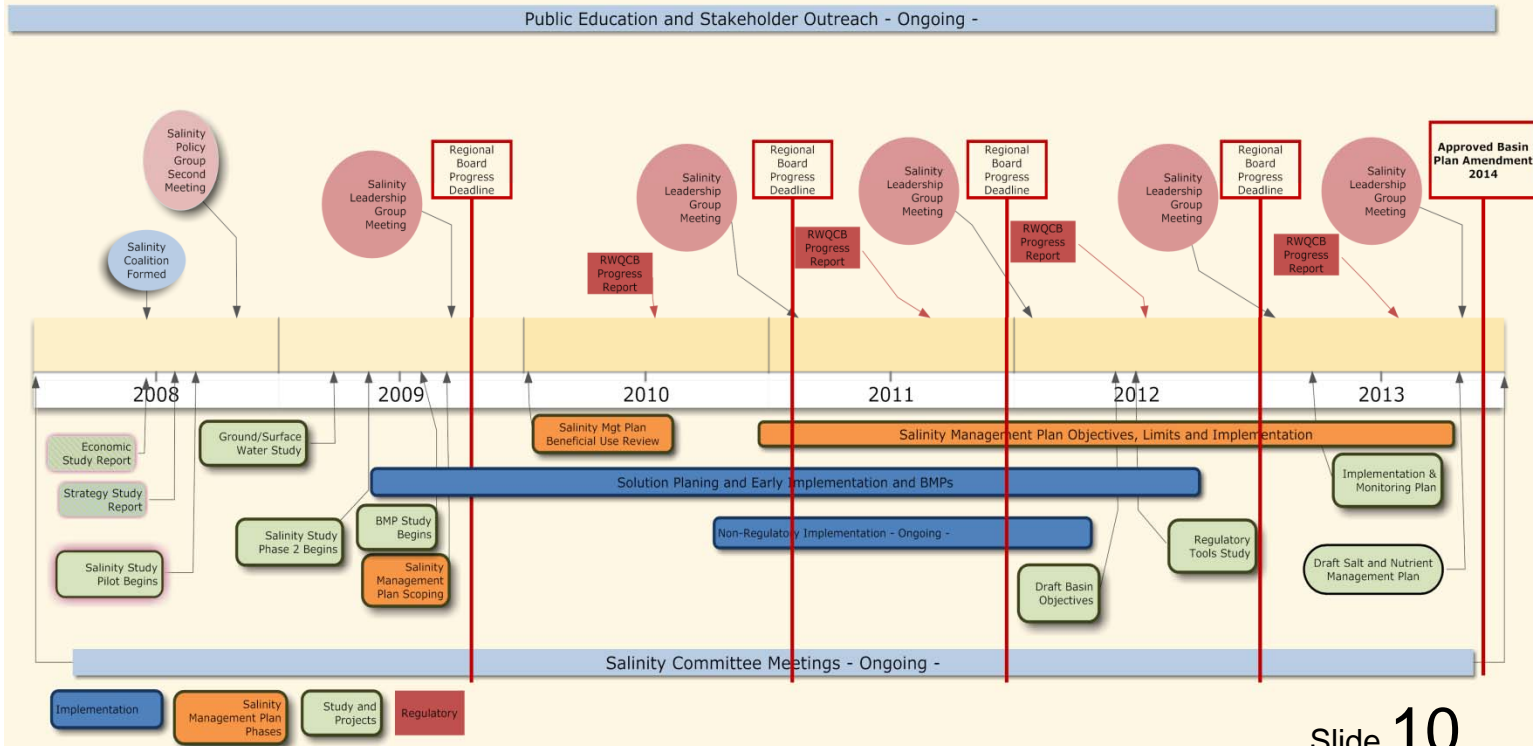
CV-SALTS Status and Progress

Slide 9

- 💧 Changes since last group meeting
- 💧 Advances and accomplishments
- 💧 Future Milestones



CV-SALTS Initiative
Salt Management Plan Development
through Collaborative Stakeholder Process to Basin Plan Amendments



Major Changes Since 2009

Slide 11

💧 Added Elements

- Drinking Water Policy
- Irrigated Lands Regulatory Program
- Lower San Joaquin River Water Quality Objectives

💧 Expanded Membership

💧 Increased Seed Money (\$3.8-million)

💧 Stakeholder Resource Constraints




Advances and Progress

Slide 12

Maintained critical elements

- Increasing stakeholder membership
- Completed Phase I BUOS
- Framework Salt Source Studies
- Screening Tool for Salt/Nitrate Reduction Management Practices
- Initiated LSJR Committee



Advances and Progress

Slide 13

Re-evaluation

- Critical issues
- Prioritizing activities based on available resources
- Crafting a policy and framework for CV-SALTS umbrella



2011 Milestones

Slide 14

Management and facilitation team in place

- Complete framework for salt/nitrate source studies
- Complete screening tool for effective management practices
- Technical Management Team in place
- Updated strategy
- Updated work plan
- Work plan task contracts awarded or pending
- Semi-annual progress reports





Slide **15**

Mona Shulman, Past Exec Comm. Chair

- ◆ Executive Committee Status and Accomplishments
- ◆ Areas of Emphasis
- ◆ Discussion

Executive Committee

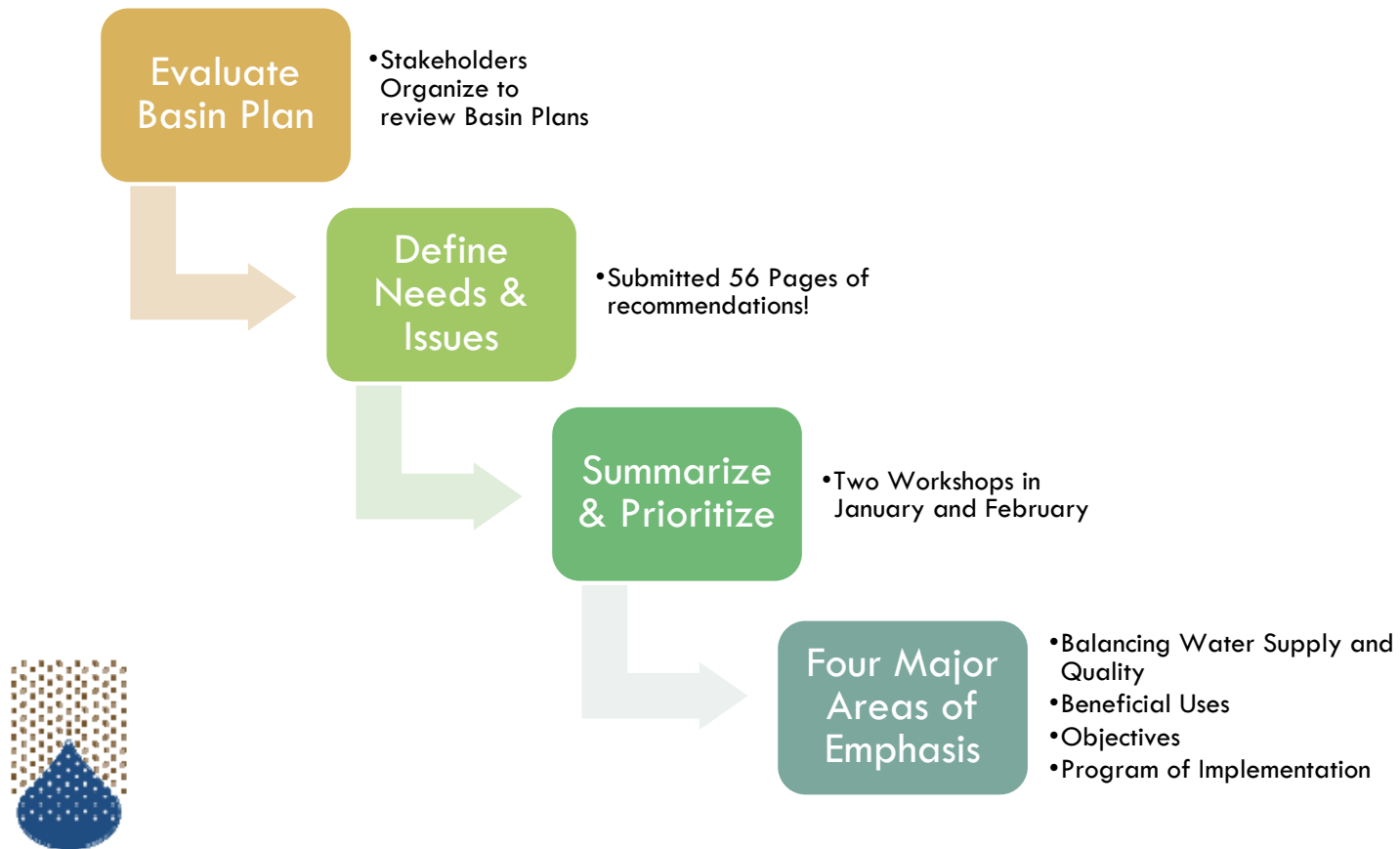
Slide 16

- ◆ Full Membership in Executive Committee
- ◆ Completed Governance clarity, Standing Rules
- ◆ Oversight of other committees
- ◆ Mid-Course review and assessment



Executive Committee Accomplishments


Slide 17



Areas of Emphasis for Basin Planning

Slide 18

Balancing water supply and quality


-  This area emphasizes the need to consider salinity under a variety of hydrologic conditions, including drought, and the interrelations between water supply/volume, concentrations of salts, and the protection of beneficial uses and determine what is needed to support a “maximum benefit” case if lowering high quality water will occur under the Anti-degradation Policy.



Areas of Emphasis for Basin Planning

Slide 19

Beneficial Use


-  This area is focused on developing and improving the definitions and characterization of Beneficial Uses and identifying the science needed to refine or de-designate existing designations in surface and groundwater.



Areas of Emphasis for Basin Planning

Slide 20

Water Quality Objectives






-  This area is closely linked to the Beneficial Use area and includes setting objectives, while accounting for background, averaging periods, and better defining the objectives measurement and monitoring. Additionally, this area includes improving guidelines for interpretation and implementation of objectives (including narrative objectives).



Areas of Emphasis for Basin Planning

Slide 21

Program for Implementation

-  Largest number of issues
-  Broader than changes to the Basin Plans
-  Variances, Offsets, Time or Compliance Schedules, Credits, Adaptive Management, Mixing Zones
-  Regulatory and non-regulatory salt management strategies
-  Long term sustainable salt and nitrate balance or management programs



Priorities to Work Plan


Slide 22

- Program will address policy and scientific data based on these areas
- Further develop the work plan and technical work needed
- Program for integrating work



Discussion

Slide 23





Slide **24**

Jeff Willett, Exec. Comm. Vice Chair

- 💧 Funding need and status
- 💧 Plan for Funding
- 💧 Discussion

Financial Impacts of Salt & Nitrate

Slide 25

💧 Central Valley pays for Salt

- \$544 million per year
- Impacts to the local economies

💧 California pays for Salt

- If not for CV-SALTS UC Davis estimates
- \$1.5B in annual impacts statewide
- Loss of agricultural production
- Loss of tax revenue and increased unemployment



Current and Future Funding

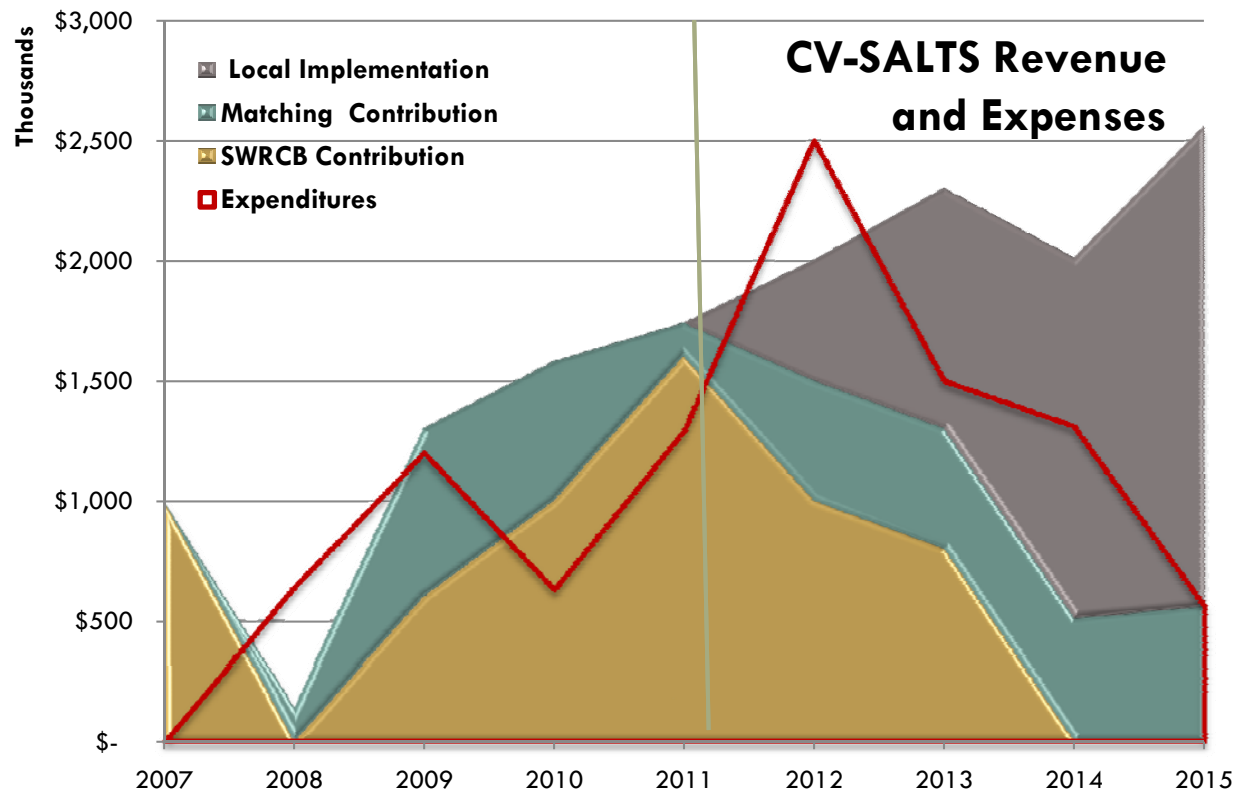
Slide 26

- 💧 Funding program CVSC Members \$625K and \$250+/Yr
- 💧 State Board Funding \$5 M commitment
- 💧 Other state and federal funding for projects
- 💧 Local and Regional Implementation



Contributions and Expenditures

Slide 27



Expenses

Slide 28

- 💧 Expenses for CV-SALTS Efforts
- 💧 Initial Studies by Waterboards \$1 M
- 💧 Administrative Costs \$200K per year CVSC
- 💧 Salts and Nitrates Source Pilot Study \$450K
- 💧 Beneficial Use & Objectives Study Phase 1 \$50K
- 💧 In Kind and Partner Projects more than \$ 500K
- 💧 Participant expenses 1883 hours for meetings only
approximately \$150,640



2/23/2011

Central Valley Salinity Coalition

Slide 29

- ◆ Broad 22 member Non-Profit Coalition Central Valley Water users - Contributed \$ 650K
 - Water and wastewater
 - Agricultural producers and processors
 - Industry
 - Others
- ◆ Developing and funding studies, planning and implementation efforts as match to other funding sources



Future Funding for Implementation

Slide 30


- ◆ Significant funding will be required
- ◆ Funding Approach
 - Local/Regional
 - State
 - Federal
- ◆ Authorization and Appropriations requests
- ◆ Focus on results rather than the planning



2/23/2011

Discussion

Slide 31





Slide **32**

David Cory, CVSC President

- 💧 Vision
- 💧 Options
- 💧 Discussion

Vision of the Future

Slide 33

- 💧 Stakeholder's work
- 💧 Describes of the Future of the Central Valley
- 💧 Three Alternative future Views
- 💧 Results of the Program of Implementation





Slide **34**


Parry Klassen, Exec. Comm. Chair

💧 Discussion and Recommendations

Discussion and Recommendations

Slide 35


💧 2011-12 milestones



Discussion and Recommendations

Slide 36


◆ Areas of Emphasis and Basin Planning



Discussion and Recommendations

Slide 37


Contributions and Funding Plan



Discussion and Recommendations

Slide 38


💧 Vision of the Future



Discussion and Recommendations


Slide 39

Other Recommendations or Concerns



Discussion and Recommendations

Slide 40



Closing

Slide 41

Tim Moore, CV-SALTS Policy Facilitator

 **Closing Thoughts – Next Steps**

